

---

# Bicycle Safety Quiz

*Test your knowledge of the  
rules of the road as they  
apply to bicyclists*



EAST  
BAY  
BICYCLE  
COALITION

[www.ebbc.org](http://www.ebbc.org)

---

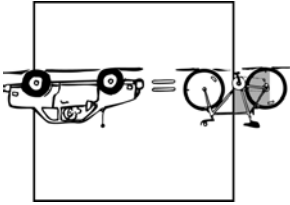
## Questions:

---

- Under the California Vehicle Code, a bicyclist:**
  - Always has the right of way.
  - Must always yield to motor vehicles.
  - Has the same rights and responsibilities as other drivers of vehicles.
- When making a right turn at an intersection that has a STOP sign posted, bicyclists:**
  - Must come to a complete stop before turning.
  - May turn without stopping if it is safe to do so.
  - Do not need to stop if they stay next to the curb throughout the turn.
- A bicyclist intending to go straight at an intersection that has a "right turn only" lane should be positioned:**
  - In the lane next to the right turn lane.
  - Next to the curb.
  - In the center of the right turn lane.
- When there isn't room to share the road, bicyclists should ride:**
  - On the sidewalk, as if they were walking.
  - On the edge of the road and next to parked cars.
  - In the road as if driving a car.
- To avoid hitting car doors on a road with on-street parking, bicyclists should:**
  - Ride far enough from parked cars that they go past open doors without changing their path.
  - Swerve hard and yell when they see a door opened in front of them.
  - Do nothing. Bicyclists can't do anything about such collisions. They're the motorists' fault.
- Riding against traffic on a one-way street or the left side of a two-way street is:**
  - Recommended.
  - A personal choice.
  - Illegal and dangerous.
- A bicycle helmet:**
  - Is required by law for all bicyclists under eighteen years of age.
  - Can prevent only children from head injuries.
  - Is uncomfortable and useless.
- Bicycles may be ridden on freeways:**
  - But it's extremely dangerous to do so.
  - Never.
  - Unless there are signs prohibiting bicycles.
- A bicycle must be equipped with a headlight:**
  - If it is ridden after dark.
  - If it does not have a white front reflector.
  - At all times.
- Hand signals for bicyclists are the same as those for automobile drivers except that:**
  - The left turn signal may be made with the right arm.
  - The right turn signal may be made with the right arm.
  - Bicyclists are not required to signal their turns.
- To get along with other road users, a bicyclist should:**
  - Obey traffic laws and be predictable.
  - Always insist on taking the right of way.
  - Stay out of the way of other road users.
- Of the three kinds of car-bike collisions described below, the LEAST frequent is:**
  - Bicyclist runs "stop" or "yield" sign.
  - Motorist misjudges space required to pass bicyclist traveling in the same directions.
  - Oncoming motorist makes a left turn into bicyclist.

# Answers:

1. (C) Bicyclists have the same rights and responsibilities while on public thoroughfares. According to the California Vehicle Code § 21200(a),



"Every person riding a bicycle upon a highway has all the rights and is subject to all the provisions applicable to the driver of a vehicle..."

Remember this important rule and let it be your guide.

2. (A) Vehicles must stop, and so must bicyclists. According to the California Vehicle Code § 21200(a),



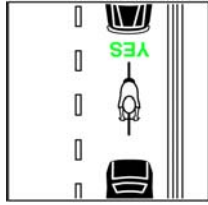
Here's this rule again. Ride like a vehicle.

3. (A) When going straight, position your bike in the lane next to the right turn lane. According to the California Vehicle Code § 21202(a)



"Any person operating a bicycle upon a roadway at a speed less than the normal speed of traffic moving in the same direction at that time shall ride as close as practicable to the right-hand curb or edge of the roadway except...when approaching a place where a right turn is authorized."

4. (C) On narrow streets where there is not enough room to share the road, riding in the road is really the safest place to be. According to the California Drivers Handbook, "bicyclists are not out of place on the roadway--they are part of traffic and share the road with other drivers " Your predictable behavior in the road insures that you are seen by motorists. According to the CVC § 21750,



"The driver of a vehicle overtaking another vehicle or a bicycle proceeding in the same direction shall pass to the left at a safe distance without interfering with the safe operation of the overtaken vehicle or bicycle."

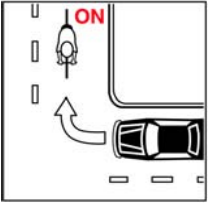
Thus, on narrow streets, motorists should pass slower moving bicyclists by moving over into the oncoming lane when it is safe to do so. While the general rule is that a bicyclist should ride as close as practicable to the right-hand curb or edge of the roadway, an exception occurs when it's "... reasonably necessary to avoid conditions (including... standard width lanes) that make it unsafe to continue along the right-hand curb or edge." The CVC defines a "substandard width lane" as a lane that is too narrow for a bicycle and a vehicle to travel safely side by side within the lane.



5. (A) Riding in the "door zone" is one of the most frequent causes of crashes on busy downtown streets. To avoid the "door zone" you should ride at least 4 feet from parked cars. In the unfortunate event that you are involved in a crash with a car door, let your attorney know that CVC § 22517 places the responsibility on the motorist. § 22517 reads,


"No person shall open the door of a vehicle on the side available to moving traffic unless it is reasonably safe to do so and can be done without interfering with the movement of such traffic, nor shall any person leave a door open on the side of a vehicle available to moving traffic for a period of time longer than necessary to load or unload passengers."

6. (C) The CVC § 21650.1 reads,



"A bicycle operated on a roadway, or the shoulder of a highway, shall be operated in the same direction as vehicles are required to be driven upon the roadway."

7. (A) CVC § 21212(a) reads,



"A person under 18 years of age shall not operate a bicycle, or ride upon a bicycle as a passenger, upon a street, bikeway, ... or any other public bicycle path or trail unless that person is wearing a properly fitted and fastened bicycle helmet ..."


8. (C) If there are no signs prohibiting bikes, then bikes can ride on the freeway. Approximately 1000 miles, or 25%, of California freeways are open to bicyclists. Most are in rural areas, however, some are in urban areas where no alternate route exists. In the East Bay you can ride on SR24 from Orinda to Fish Ranch Road (be sure to exit briefly at the Gateway interchange) and on I-580 between Point Richmond and the exit to Point Molate near the Richmond-San Rafael Bridge toll plaza.

9. (A) According to the CVC § 21201(d),



"Every bicycle operated upon any highway during darkness shall be equipped (1) with a lamp emitting a white light which, while the bicycle is in motion, illuminates the highway in front of the bicyclist and is visible from a distance of 300 feet in front and from the sides of the bicycle; (2) with a red reflector on the rear which shall be visible from a distance of 500 feet to the rear when directly in front of lawful upper beams of headlamps on a motor vehicle..."

10. (B) Motorists can legally signal a right turn only with their left arm only because there is no way to drive and signal with the right arm through the passenger window. Bicyclists find that it is easier to balance and quickly look over their shoulder for traffic when using the right arm for right turns. Try it! Here is the text from CVC § 22111(b),



"Right turn--hand and arm extended upward beyond the side of the vehicle, except that a bicyclist may extend the right hand and arm horizontally to the right side of the bicycle."

11. (A) By following the rules of the road and riding in a predictable manner you are enhancing your safety because others know what to expect from you. Don't weave; ride straight, and be predictable.



12. (B) Motorists rarely run into objects that they see in front of their windshield. By following the rules of the road and riding predictably, you give motorists plenty of reaction time to safely pass you. These simple rules can help insure that your rides are enjoyable and without mishap.



1-3 wrong: Congratulations! You're a safe rider.  
4-5 wrong: You need to brush up on the rules of the road.  
>5 wrong: Talk to us about bike safety and review this quiz from time-to-time.

How did you do?